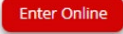

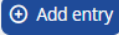


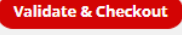


How to buy a membership for South Wales Shire Horse Society

1. Click  on the **South Wales Shire Horse Society – Membership** event on the Home Page. You will be taken to the Event Order page.
If you have already registered with Entrymaster, you can click , enter your username and password and some details from your profile will be populated automatically.
If you would like to register and set up a profile to save your details and make entering easier next time, please refer to the '**How to create an Entrymaster account and set up a Profile**' user guide for instructions.
2. **Applicant Details.** If you are registered with Entrymaster, select the applicant's name from your profile and their details will be populated automatically in the form. If you are not registered, complete all mandatory fields marked with * and any other fields if applicable.
Note: the applicant is the person completing the application form. The confirmation email will be sent to the applicant's email address. Member details will be added in the sections below.
3. **Membership.** Once the applicant details have been added, click  and click in  box to select a membership type.
 - If you select Single Adult Membership, enter the Primary Member details only, or select the member's name from your profile if you are registered. You may also select Yes/No for 'Would you be willing to help out at Events?' and 'Do you own a Shire/Heavy horse?' if you wish.
 - If you select Family Membership, enter the Primary Member details or select the member's name from your profile if you are registered. Then enter the Second Adult and Children's details if applicable. You may also select Yes/No for 'Would you be willing to help out at Events?' and 'Do you own a Shire/Heavy horse?' if you wish.

IMPORTANT If you wish to add more than one Primary Member to the form, click  again and complete the fields as described above.
4. Once all required members have been added, agree to the Terms and Conditions and click . After the payment has been completed, a confirmation email will be sent to the applicant's email address.